

GW_Survey_EC by Conductivity_Measure_mS_cm_

- 10,001 to 50,000 (17)
- 5,001 to 10,000 (50)
- 2,501 to 5,000 (69)
- 0 to 2,500 (137)
- all others (4)

April_2010 by Calculated_EC_at_0_7m_below_WT

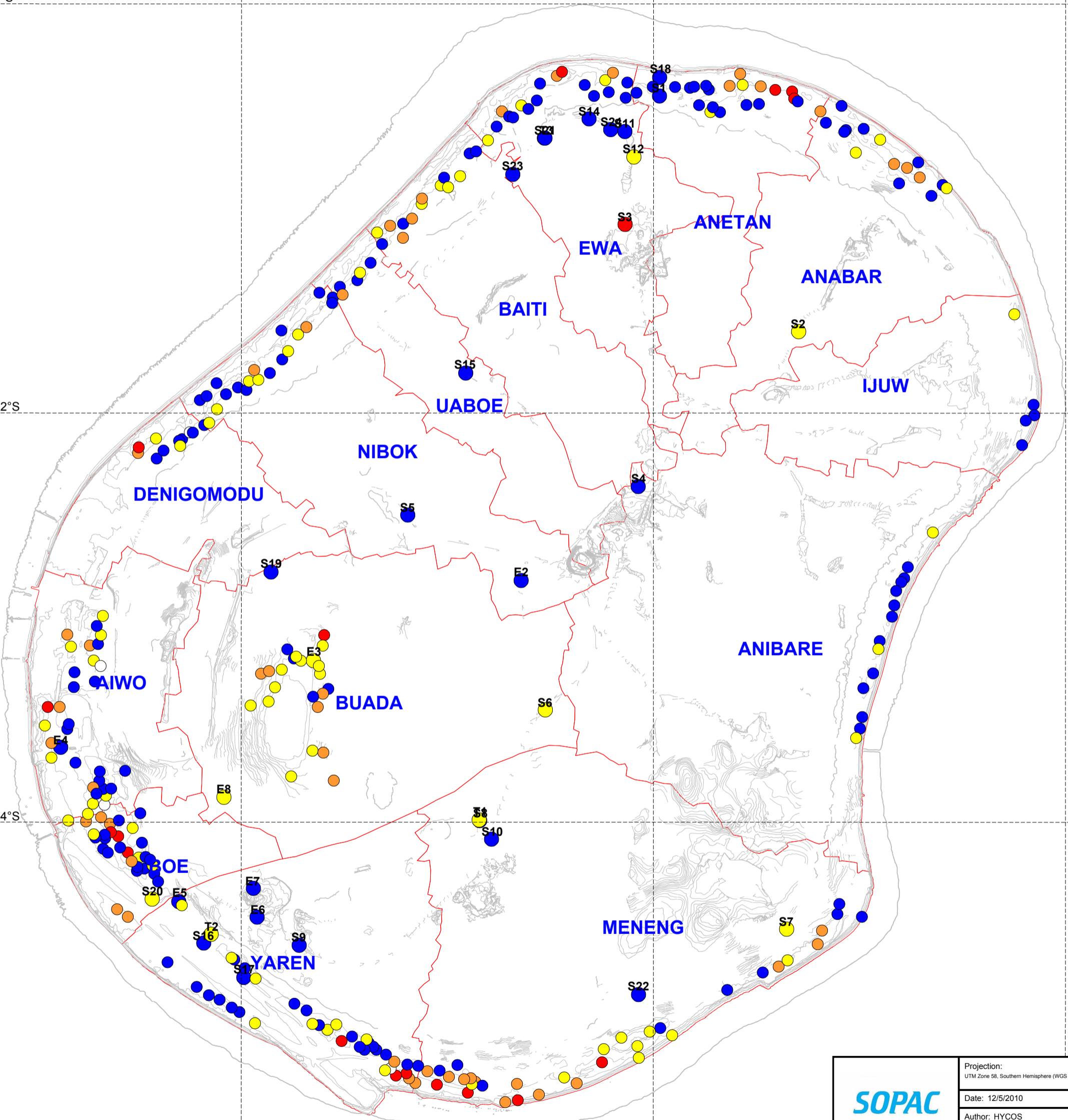
- 10,001 to 50,000 (1)
- 2,501 to 5,000 (9)
- 0 to 2,500 (23)




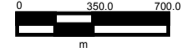
0.5°S

0.52°S

0.54°S

0.56°S



  	Projection: UTM Zone 58, Southern Hemisphere (WGS 84)
	Date: 12/5/2010
	Author: HYCOS
	Scale: 1:35,000
	

Nauru Groundwater Survey
Combined GW_Survey and NRC_Survey EC Data
April 2010